



Commission for
Communications Regulation

Provision of Universal Service by Eircom

**Performance Data – Q2 2013 (1 April 2013 to 30 June
2013) and Annual (1 July 2012 to 30 June 2013)**

Information Notice

Reference: ComReg 13/91

Version: Final

Date: 25/09/2013

**An Coimisiún um Rialáil Cumarsáide
Commission for Communications Regulation**

Abbey Court Irish Life Centre Lower Abbey Street Dublin 1 Ireland

Telephone +353 1 804 9600 Fax +353 1 804 9680 Email info@comreg.ie Web www.comreg.ie

Content

Section	Page
1 Foreword	5
2 Quality of Service Targets - Performance	7
2.1 Performance of Eircom with respect to connections	7
2.2 Performance of Eircom with respect to Fault Rate Occurrence	9
2.3 Performance of Eircom with respect to Fault Repair Times	9
2.4 Performance Measurement.....	11
2.5 Non-Compliance with obligations	11
3 Other USO Performance Indicators	12
3.1 Introduction	12
3.2 Functional Internet Access.....	12
3.3 Public Payphones	13
3.4 Affordability of Tariffs	13
3.5 Bill Correctness Complaints	14
3.6 Specific Measures for Disabled Users	14
4 Supplementary Quality of Service Performance Data.....	16

Appendix

Section	Page
Appendix: 1 The Universal Service Obligation (USO)	18
Appendix: 2 Graphical Representation of Eircom Quality of Service Performance	20
Appendix: 3 Annual Quality of Service Performance Targets (D02/08) and Eircom Performance Results.....	23

Tables

Section	Page
Table 1: In-Situ Connections	7
Table 2: All Other Connections	8
Table 3: Agreed Date completion for all connections.....	8
Table 4: Fault Rate Occurrence	9
Table 5: Fault Repair Times	10
Table 6: Agreed Date completion for Repairs	10
Table 7: Functional Internet Access	12
Table 8: Public Payphones.....	13
Table 9: Affordability of Tariffs Measures.....	13
Table 10: Bill Correctness Complaints	14
Table 11: Direct Access PSTN Connections-Supply Time Fastest.....	16
Table 12: Connections with an Agreed Date v. Total Connections.....	16
Table 13: Direct Access PSTN Repairs – Repair Time Fastest.....	17
Table 14: Fault Repairs with an Agreed Date v. All Repairs	17

1 Foreword

1. The Commission for Communications Regulation (ComReg) is responsible for the regulation of the electronic communications sector in accordance with national and EU legislation. One of ComReg's functions in this regard is to determine the scope of the Universal Service Obligation ("USO") for the Irish market and decide which undertaking(s) should be designated as the Universal Service Provider(s) ("USP"). On 29 June 2012, following a public consultation, ComReg re-designated Eircom as the USP for a period of two years - from 1 July 2012 to 30 June 2014.
2. Regulation 10 of the European Communities (Electronic Communications Networks and Services) (Universal Service and Users' Rights) Regulations 2011, ("the Regulations") requires the USP to publish information on its performance in relation to the provision of the USO. In exercise of ComReg's general powers to publish information under Regulation 10 of the 2011 Framework Regulations, ComReg simultaneously publishes the performance data with Eircom on a quarterly basis, while Regulation 31 of the Regulations requires the Regulator to monitor compliance with the Regulations.
3. ComReg D02/08, published on 28 May 2008, set legally binding performance targets for Eircom to meet its obligations in respect of the services referred to in Regulation 3 of the Regulations. In accordance with ComReg D02/08, the failure by Eircom to achieve any of the targets constitutes non-compliance with its regulatory obligations. ComReg has powers, under Regulation 31 of the Regulations, in relation to monitoring compliance and enforcement of such obligations.
4. Following the publication of ComReg D02/08, and the clarification of certain issues, ComReg invoked Regulation 10 (6) of the Regulations to ensure the completeness and accuracy of the data submitted by Eircom by arranging for an independent audit of the data. Accordingly, performance information published by Eircom is subject to independent external audit. ComReg also obtained technical input to verify that the definitions and the basis of calculation of each of the key metrics of the performance data were based on European Telecommunications Standards Institute (ETSI) standards.

5. The Eircom performance data with respect to Q2 2013 (1 April 2013 to 30 June 2013) and the annual performance data (1 July 2012 to 30 June 2013) are presented in this Information Notice having regard to the performance targets set out in the Performance Improvement Programme for 2012/2013 (PIP 2), notified in ComReg 12/122¹. In some cases the performance targets set out in PIP 2 are more demanding than those that were in place for the previous PIP. Performance data in relation to other elements of the USO, which are not subject to the legally binding targets, are also presented in this Information Notice. Appendix 3 also presents Eircom performance data for Q2 2013 (1 April 2013 to 30 June 2013) and Eircom annual performance (1 July 2012 to 30 June 2013) in relation to the performance targets set out in ComReg D02/08.

¹ Eircom put in place a cash deposit form of guarantee in December 2012 for the annual performance period 2012/2013. Accordingly, if any of the performance targets are not achieved, ComReg is entitled to make a withdrawal for a corresponding proportion of the €10m held in cash deposit, by way of a financial penalty on Eircom.

2 Quality of Service Targets - Performance

2.1 Performance of Eircom with respect to connections

6. This section measures Eircom's performance in completing fixed-line installations during the reporting period by providing information on performance for in-situ connections, all other connections and connections completed by the date agreed with the customer. As ComReg publishes USO performance data on a quarterly basis, the four quarterly results will be an indication of performance towards the annual target. The actual annual performance will be measured, for compliance purposes, with reference to the total number of in-situ connections, all other connections and connections completed by the date agreed with the customer for the year (1 July 2012 to 30 June 2013).

In-Situ Connections²

Annual Target – Performance Improvement Programme (1 July 2012 to 30 June 2013)		Q3 2012 Result	Q4 2012 Result	Q1 2013 Result	Q2 2013 Result	Annual Result (1 July 2012- 30 June 2013)
		%	%	%	%	%
Within 24 hours of request	80% of connections to be completed within this time period	85.3	85.1	83.5	82.7	84.3
Within 2 weeks of request	99.5% of connections to be completed within this time period	99.7	99.8	99.3	99.4	99.6
Within 2 months of request	99.8% of connections to be completed within this time period	100.0	100.0	100.0	100.0	100.0

Table 1: In-Situ Connections

² Data reported in this section excludes information regarding in-situ connections with an agreed date, as agreed dates for in-situ connections only arise when a customer seeks, and Eircom agrees to, a deferred installation e.g. a connection for a holiday home, etc.

All Other Connections³

Annual Target – Performance Improvement Programme (1 July 2012 to 30 June 2013)		Q3 2012 Result	Q4 2012 Result	Q1 2013 Result	Q2 2013 Result	Annual Result (1 July 2012- 30 June 2013)
		%	%	%	%	%
Within 2 weeks of request	80% of all requests to be completed within this time period	89.3	92.6	86.4	91.4	89.9
Within 4 weeks of request	85% of all requests to be completed within this time period	97.1	97.5	94.6	97.2	96.6
Within 8 weeks of request	90% of all requests to be completed within this time period	99.2	99.3	98.2	99.0	98.9
Within 13 weeks of request	95% of all requests to be completed within this time period	99.7	99.7	99.0	99.6	99.5
Within 26 weeks of request	99.8% of all requests to be completed within this time period	100.0	100.0	99.8	99.9	99.9

Table 2: All Other Connections

Agreed Date completion for all connections⁴

Annual Target - Performance Improvement Programme (1 July 2012 to 30 June 2013)		Q3 2012 Result	Q4 2012 Result	Q1 2013 Result	Q2 2013 Result	Annual Result (1 July 2012- 30 June 2013)
		%	%	%	%	%
Percentage of connections completed by agreed date	94%	96.0	95.9	94.5	92.7	94.8

Table 3: Agreed Date completion for all connections

³ Data reported in this section excludes information regarding in-situ connections. Also, where a customer-introduced delay is recorded, and there is auditable evidence of such, Eircom shall exclude these Valid Service Orders for the purposes of the performance targets.

⁴ Data relating to this metric relates to customer-introduced delays for in-situ connections. For information, a date can only be agreed for in-situ connections where the customer requests and Eircom agrees to, a deferred installation.

2.2 Performance of Eircom with respect to Fault Rate Occurrence

7. This section measures the rate of line faults reported to Eircom. All line faults reported in the specified quarterly period are expressed in relation to the average number of installed lines for the quarter⁵. As ComReg publishes USO performance data on a quarterly basis, the sum of the four quarterly results will be an indication of performance towards the annual target. The actual annual performance will be measured, for compliance purposes, with reference to the total number of line faults⁶ for the year (1 July 2012 to 30 June 2013) and the average number of installed lines for the year.

Fault Rate Occurrence

Annual Target - Performance Improvement Programme (1 July 2012 to 30 June 2013)		Q3 2012 Result	Q4 20112 Result	Q1 2013 Result	Q2 20123 Result	Annual Result (1 July 2012- 30 June 2013)
A maximum fault rate of 13.1 line faults per 100 lines (1July 2012 to 30 June 2013) ⁶	To be achieved and fully complied with by 30 June 2013)	3.1	2.9	3.7	2.8	12.6

Table 4: Fault Rate Occurrence

2.3 Performance of Eircom with respect to Fault Repair Times

8. This section measures Eircom's performance during the reporting period by providing information on fault repairs and fault repairs completed by the date agreed with the customer. As ComReg publishes USO performance data on a quarterly basis, the four quarterly results will be an indication of performance towards the annual target. The actual annual performance will be measured, for compliance purposes, with reference to the total number of fault repairs and the fault repairs completed by the date agreed with the customer for the year (1 July 2012 to 30 June 2013).

⁵ For this quarter, the rate of total faults per 100 lines was 3.9 and the rate of line faults including line faults which have occurred due to vandalism (including theft) and/or third party damage was 3.0.

⁶ Excluding line faults which have occurred due to vandalism (including theft) and/or third party damage, and which have been verified and audited.

Fault Repair Times⁷

Annual Target - Performance Improvement Programme (1 July 2012 to 30 June 2013)		Q3 2012 Result	Q4 2012 Result	Q1 2013 Result	Q2 2013 Result	Annual Result (1 July 2012- 30 June 2013)
		%	%	%	%	%
Within 2 working days	80% of fault repairs to be completed within this time period	75.2	84.4	79.6	81.7	80.1
Within 4 working days	95% of fault repairs to be completed within this time period	91.4	95.1	93.8	94.3	93.6
Within 5 working days	96% of fault repairs to be completed within this time period	94.3	96.6	96.0	96.2	95.8
Within 10 working days	99% of fault repairs to be completed within this time period	98.7	99.1	99.0	99.1	99.0

Table 5: Fault Repair Times

Agreed Date completion for Repairs

Annual Target - Performance Improvement Programme (1 July 2012 to 30 June 2013)		Q3 2012 Result	Q4 2012 Result	Q1 2013 Result	Q2 2013 Result	Annual Result (1 July 2012- 30 June 2013)
		%	%	%	%	%
Percentage of Fault Repairs completed by agreed date ⁸	95%	94.2	96.0	96.2	97.3	95.8

Table 6: Agreed Date completion for Repairs

⁷ Data pertaining to Fault Repairs with an Agreed Date is included in this metric from 1 July 2010.

⁸ Fault Repairs with an Agreed Date arise when an appointment is required to visit the Customer's premises and repair the fault. The Agreed Date means the appointment date and (if applicable) the time that Eircom and a Customer have agreed for Eircom to visit a Customer's premises in respect of a Fault Repair; in the case of all such Agreed Dates, the Agreed Date shall be recorded and fully verifiable.

2.4 Performance Measurement

9. Performance by Eircom relating to the obligations shall be determined by reference to the information normally set out in ComReg Information Notices published every quarter and entitled “Provision of Universal Service by Eircom – Performance Data”, or as may be published by ComReg in such other format from time to time.

2.5 Non-Compliance with obligations

10. The failure by Eircom to achieve any of the targets set out in ComReg D02/08 by 30 June 2012 will constitute non-compliance and may give rise to the enforcement procedures set out under Regulation 31 of the Regulations.

3 Other USO Performance Indicators

3.1 Introduction

11. Regulation 10 (1) of the Regulations requires the USP to publish adequate and up to date information on its performance in respect of the USO. The information is to be based on the quality of service parameters, definitions and measurement methods which are set out in the relevant EU Directive⁹. These, in turn, are based on the European Telecommunications Standards Institute (ETSI) standards which provide precise detail on definitions and methodologies and have been used as guidance when recording the performance data. Where the ETSI standards do not cover an aspect of the USO, specific indicators have been developed to ensure that the performance is measured accurately.

3.2 Functional Internet Access

12. This section records the percentage of PSTN lines that are capable of the minimum data rate of 28.8 kbps (kilobits per second) or greater. In September 2005, ComReg specified a target data rate of 28.8 kbps (kilobits per second) as the minimum data rate which could be considered as capable of delivering functional internet access. Also issued, by way of guidance, was a performance target of 94% of lines to be capable of the target data rate by June 2006. As broadband access does not fall within the scope of the USO, this guideline focuses on single narrowband connections.

Functional Internet Access Performance

	Guideline Performance Target (ComReg D9/05)	Q3 2012 Result	Q4 2012 Result	Q1 2013 Result	Q2 2013 Result
Percentage of PSTN lines capable of data rate of 28.8kbps, or greater	94%	93.4%	93.0%	93.6%	93.3%

Table 7: Functional Internet Access

⁹ DIRECTIVE 2002/22/EC OF THE EUROPEAN PARLIAMENT AND OF THE COUNCIL of 7 March 2002 on universal service and users' rights relating to electronic communications networks and services (Universal Service Directive) as amended by DIRECTIVE 2009/136/EC OF THE EUROPEAN PARLIAMENT AND OF THE COUNCIL of 25 November 2009.

3.3 Public Payphones

13. This section provides statistics on the average number of public payphones provided and the proportion of these public payphones that are in full working order during the reporting period.

Public payphones Performance¹⁰

	Q3 2012 Result	Q4 2012 Result	Q1 2013 Result	Q2 2013 Result
Average number of public payphones for the period	1395	1395	1369	1336
Proportion of public payphones in full working order (%)	93.9	94.2	91.2	92.3

Table 8: Public Payphones

3.4 Affordability of Tariffs

14. This section records the availability of the Department of Social Protection (DSP) Telephone Allowance under the Household Benefits Package and Eircom's Vulnerable Users Scheme (VUS) and also provides information on the number of bill correctness complaints.

Affordability of Tariffs Measures

Affordability of Tariffs Measures	
Residential consumers who qualify for the DSP Telephone Allowance	Under the DSP Household Benefits Package, qualifying customers may avail of the Telephone Allowance ¹¹ .
Eircom residential consumers availing of the VUS	Eircom's customers may avail of the VUS, which is targeted at customers with a low usage level.

Table 9: Affordability of Tariffs Measures

¹⁰ Eircom has informed ComReg that the reported reduction of 52 USO public payphones between data submitted for Q4 2012 and data submitted for Q1 2013 includes the removal of payphones that occurred during previous periods, which were not correctly reflected in previous quarterly data submissions to ComReg.

¹¹ From 1 January 2013 the monthly value of the Telephone Allowance is €9.50. The amounts applicable during the period 1 July 2012 to 31 December 2012 were €22.58 as a monthly credit on your bill or €22.60 as a monthly cash telephone allowance.

3.5 Bill Correctness Complaints

15. The following Table provides information on the number of Bill Correctness Complaints received by Eircom for the period per 100 bills issued.

Bill Correctness Complaints

	Q3 2012 Result	Q4 2012 Result	Q1 2013 Result	Q2 2013 Result
Number of Bill Correctness Complaints per 100 bills	0.18	0.22	0.21	0.14

Table 10: Bill Correctness Complaints

3.6 Specific Measures for Disabled Users

16. This section records the services and equipment available for people with disabilities, as follows:

17. For users who are hearing impaired:

- Inductive couplers
- An Amplified phone
- Visual indicator

18. For users that are hearing and /or speech impaired:

- The national relay service (Minicom)
- The NAD Programme

19. For users with limited dexterity or mobility:

- Speed dial and automatic redial buttons
- Hands free facility

20. For users with restricted vision:

- Braille billing, which is free of charge
- Standardised layout of key pads around central number (5) with raised dot
- Extra large high contrast buttons

21. For users unable to use the phone book because of a disability:

- Special directory enquiry arrangements, which are free of charge

4 Supplementary Quality of Service Performance Data

Direct Access PSTN Connections – Supply Time Fastest¹²

Supply Time Fastest for All Connections	Q2 2013 Total	Q2 2013 Residential	Q2 2013 Business
Fastest 95% - elapsed days	14	14	15
Fastest 99% - elapsed days	39	37	55

Table 11: Direct Access PSTN Connections-Supply Time Fastest

Connections with an Agreed Date v. Total Connections

	Q2 2013 Result
Percentage (%) of Connections with an Agreed Date versus Total Connections	20.7

Table 12: Connections with an Agreed Date v. Total Connections

¹² Data pertaining to connections with an Agreed Date is excluded from this metric as a date can only be agreed for in-situ connections where the customer requests and Eircom agrees to, a deferred installation.

Direct Access PSTN Repair – Repair Time Fastest¹³

Repair Time Fastest for All Repairs	Q2 2013 Total	Q2 2013 Residential	Q2 2013 Business
Fastest 80% completed (working hours)	15.9	16.0	15.3
Fastest 95% completed (working hours)	35.4	36.3	28.7

Table 13: Direct Access PSTN Repairs – Repair Time Fastest

Fault Repairs with an Agreed Date v. All Repairs

	Q2 2013 Result
Percentage (%) of Fault Repairs with an Agreed Date versus All Repairs	5.6

Table 14: Fault Repairs with an Agreed Date v. All Repairs

¹³ Data pertaining to Fault Repairs with an Agreed Date is included in this metric from 1 July 2010.

Appendix: 1 The Universal Service Obligation (USO)

A 1.1 The USO is a set of requirements designed to ensure that all persons have access to a minimum set of telephone services. The services to be provided under the USO, as set out in the USO Regulations,¹⁴ are as follows:

- Meeting reasonable requests for connections at a fixed location to the public communications network and access to a publicly available telephone service. The connection is required to be capable of allowing voice calls, fax communications and data communications at data rates which would permit functional internet access
- Directory services – provision of printed Directories; Directory Enquiry service
- Provision of public payphones
- Specific measures for disabled users
- Affordability of tariffs for consumers and options to control expenditure

A 1.2 On 29 June 2012, following a public consultation, ComReg designated Eircom as the USP for a period of two years, from 1 July 2012 to 30 June 2014.¹⁵

A 1.3 Detailed requirements have been set in respect of some aspects of the USO including;

- Document 05/64¹⁶ amended an earlier decision requiring the production of telephone directories in CD format.

¹⁴ European Communities (Electronic Communications Networks and Services) (Universal Service and Users' Rights) Regulations 2011 - S.I. No. 337 of 2011

¹⁵ The provision of telephony services under Universal Service Obligations (ComReg Decision No: D07/12, ComReg Document No: 12/71)

¹⁶ Directory Enquiry Services and Directories – Amendment of requirement to make directories available in CD format, ComReg Decision No: D08/05

- Document 05/70¹⁷ set out requirements to be followed by the USP when considering the reasonableness of requests for connections and it also set out guidelines to be followed (including performance targets) in providing such connections. The document also provided guidelines in respect of a target data rate for Functional Internet Access.
- Document 06/14¹⁸ provided guidance on the criteria to be applied when considering requests for the removal or re-location of public payphones.
- Document 08/37¹⁹ (ComReg Decision D02/08), published on 28 May 2008, set legally binding quality of service performance targets for connections, fault occurrence and fault repairs for Eircom, as the current designated USP to meet with effect from 1 July 2008. (The guideline connection targets published in ComReg Decision D9/05 (05/70) have been superseded by the new legally binding connection targets).
- Document 10/45²⁰ sets out information regarding the establishment by Eircom of a Performance Improvement Programme with associated annual performance bonds (to the amount of €10m).
- Document 12/122²¹ sets out information regarding the establishment by Eircom of a Performance Improvement Programme for the annual performance periods 2012/2013 and 2013/2014 with an associated annual performance guarantee in the form of a Cash Deposit²² (to the amount of €10m)

¹⁷ ComReg 0570:Decision Notice and Response to Consultation – Universal Service Requirements – Provision of access at a fixed location – connections to a public telephone network and provision of functional Internet Access – ComReg Decision No: D9/05

¹⁸ ComReg 0614: Information Notice – Universal Service Obligation – Removal/Relocation of Public Pay Telephones

¹⁹ Decision Notice (And Decision Instrument): Response to Consultation – Eircom’s Universal Service Obligation : Quality of Service Performance Targets

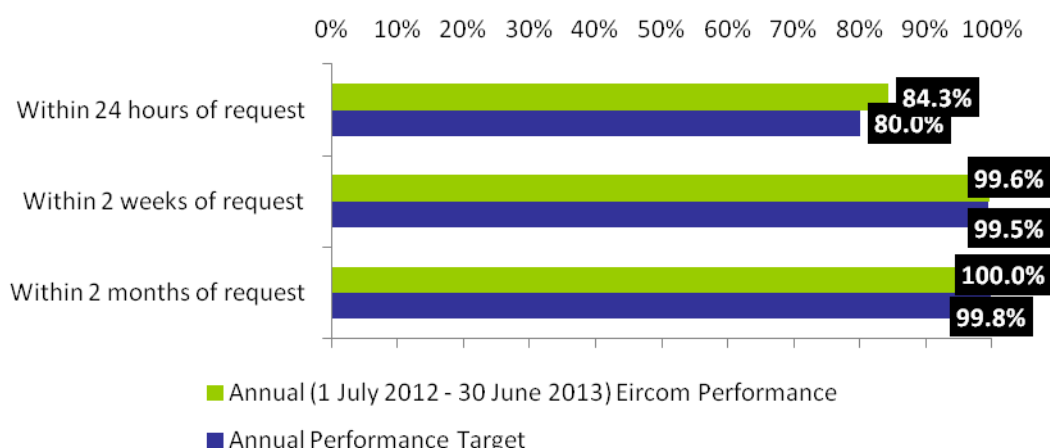
²⁰ Information Notice: Provision of Universal Service by Eircom – Quality of Service – 30 June 2010

²¹ Information Notice: Provision of Universal Service by Eircom – Quality of Service – 7 November 2012.

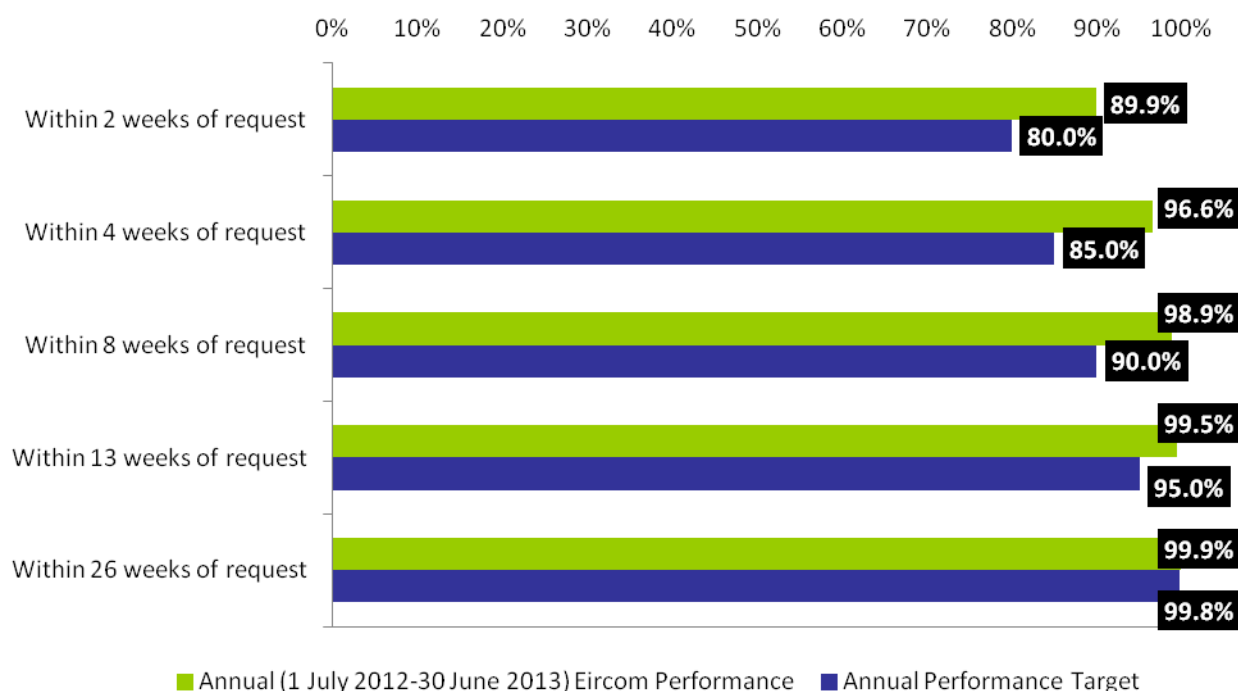
²² Eircom established a cash deposit form of guarantee in December 2012 for the annual performance period 2012/2013. Accordingly, if any of the performance targets are not achieved, ComReg is entitled to make a withdrawal for a corresponding proportion of the €10m held in cash deposit, by way of a financial penalty on Eircom.

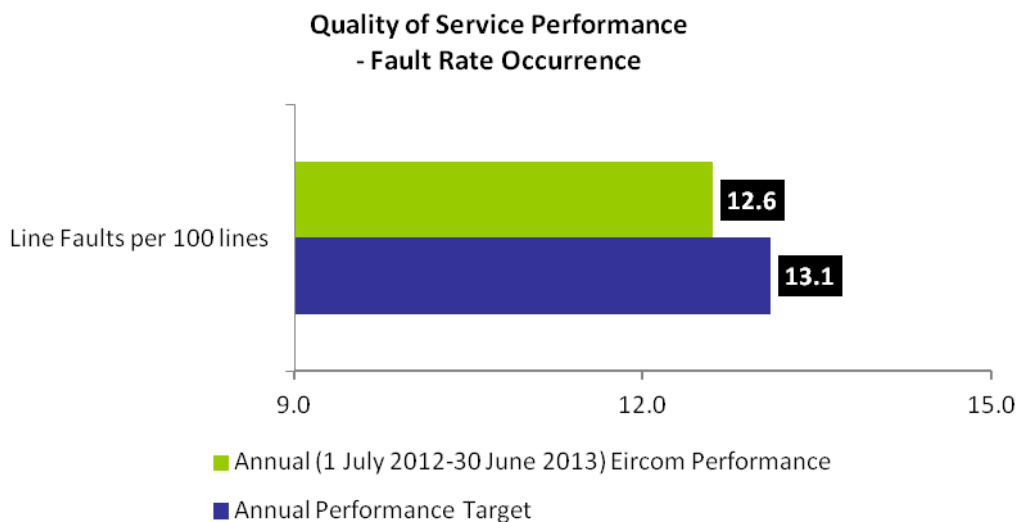
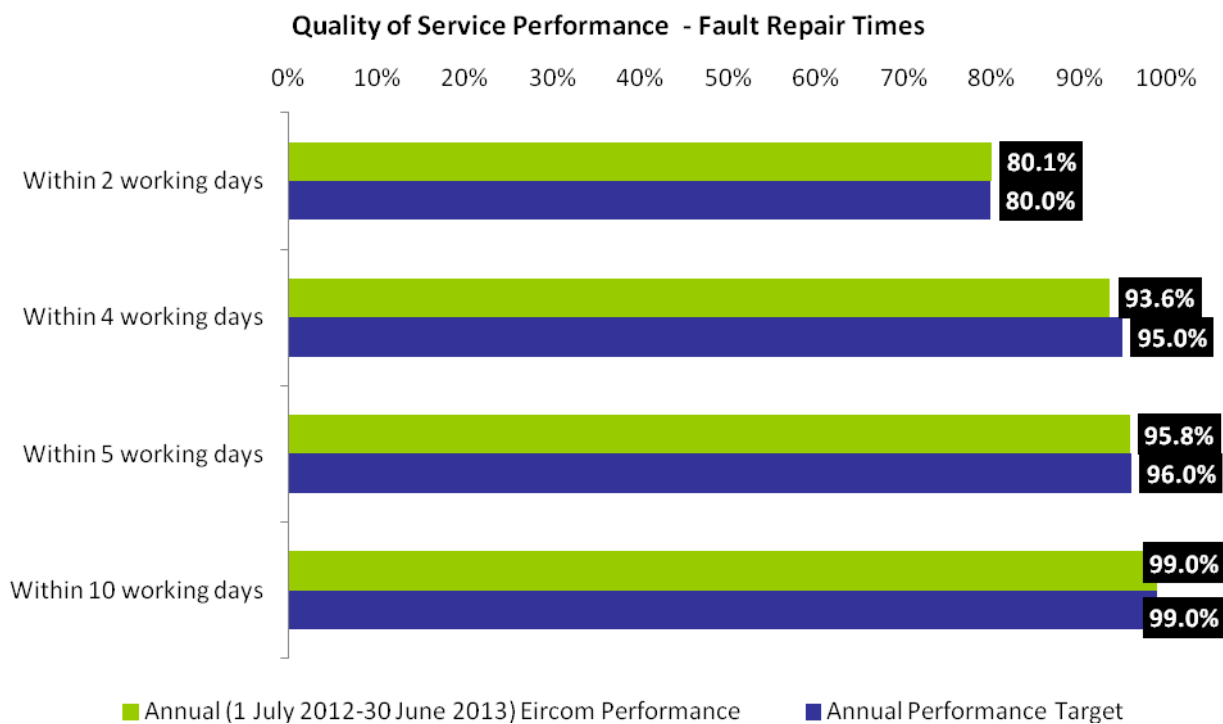
Appendix: 2 Graphical Representation of Eircom Quality of Service Performance

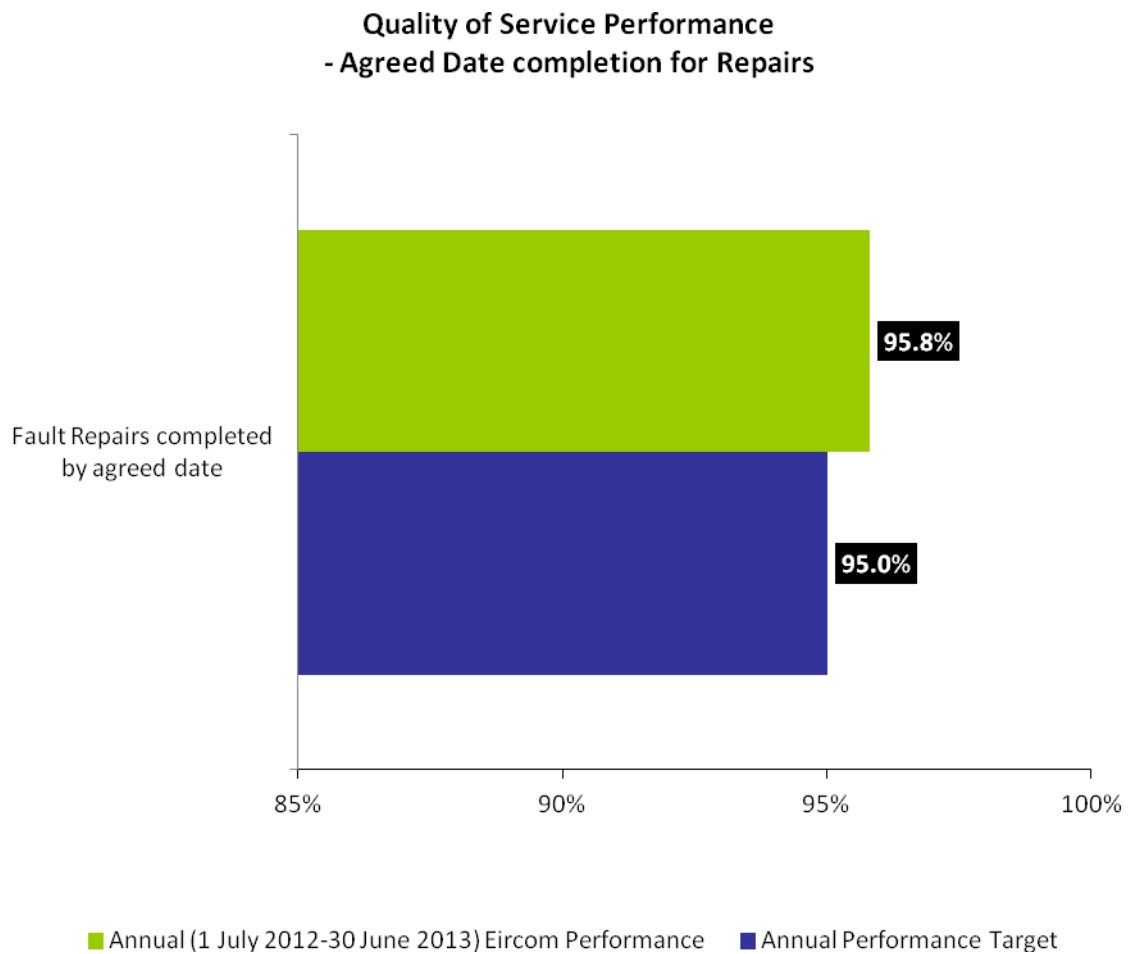
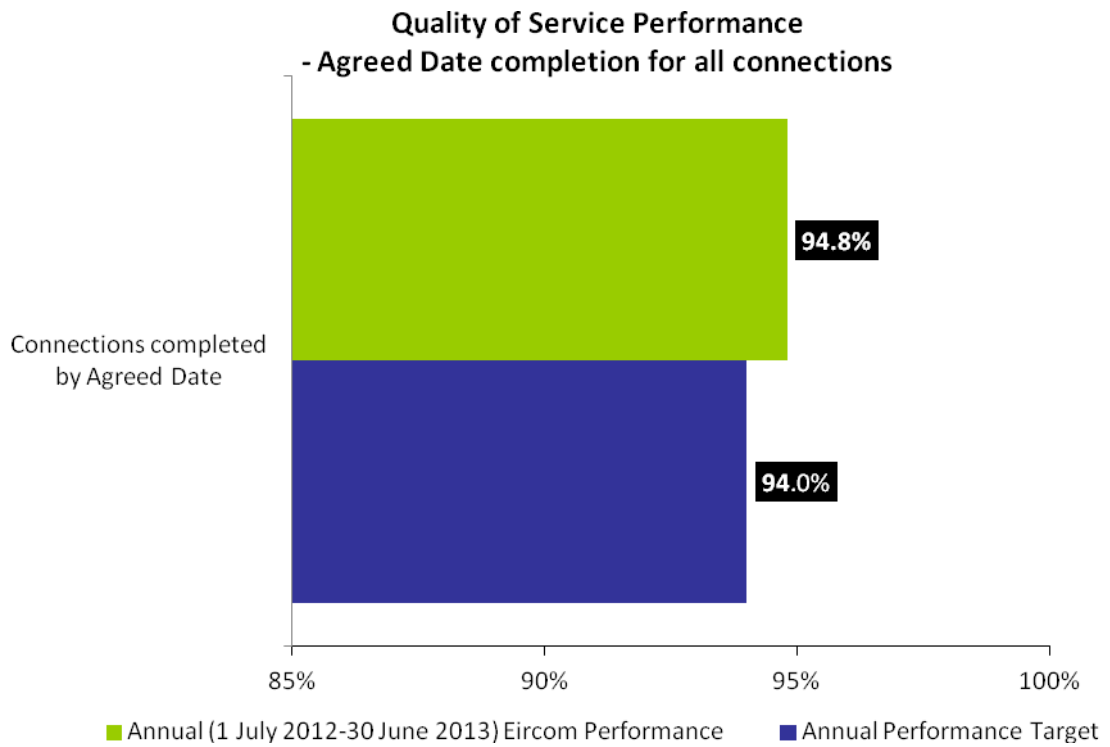
Quality of Service Performance -In Situ Connections



Quality of Service Performance - All Other Connections







Appendix: 3 Annual Quality of Service Performance Targets (D02/08) and Eircom Performance Results

A 3.1 Connections

Description of Target	Annual Performance Target (D02/08)	Q2 2013 Result %	Annual Result (1 July 2012-30 June 2013) %
In-situ connections within 24 hours of request	80%	82.7	84.3
In-situ connections within 2 weeks of request	99.8%	99.4	99.6
In-situ connections within 2 months of request	100%	100.0	100.0
All other connections within 2 weeks of request	80%	91.4	89.9
All other connections within 4 weeks of request	85%	97.2	96.6
All other connections within 8 weeks of request	90%	99.0	98.9
All other connections within 13 weeks of request	95%	99.6	99.5
All other connections within 26 weeks of request	100%	99.9	99.9
Connections completed by Agreed Date	95%	92.7	94.8

A 3.2 Fault Repairs

Description of Target	Annual Performance Target (D02/08)	Q2 2013 Result %	Annual Result (1 July 2012-30 June 2013) %
Fault repairs completed by Agreed Date	95%	97.3	95.8
Fault repairs completed within 2 working days	80%	81.7	80.1
Fault repairs completed within 4 working days	95%	94.3	93.6
Fault repairs completed within 5 working days	99.8%	96.2	95.8
Fault repairs completed within 10 working days	100%	99.1	99.0

A 3.3 Fault Rate Occurrence

Description of Target	Annual Performance Target 30 June 2012 (D02/08)	Q2 2013 Result	Annual Result (1 July 2012-30 June 2013)
A maximum fault rate of line faults per 100 lines	12.5	2.8	12.6